

**RECTIFIER DIODE**

# AR2004LT

Repetitive voltage up to	<b>2600 V</b>
Mean forward current	<b>3182 A</b>
Surge current	<b>33,6 kA</b>

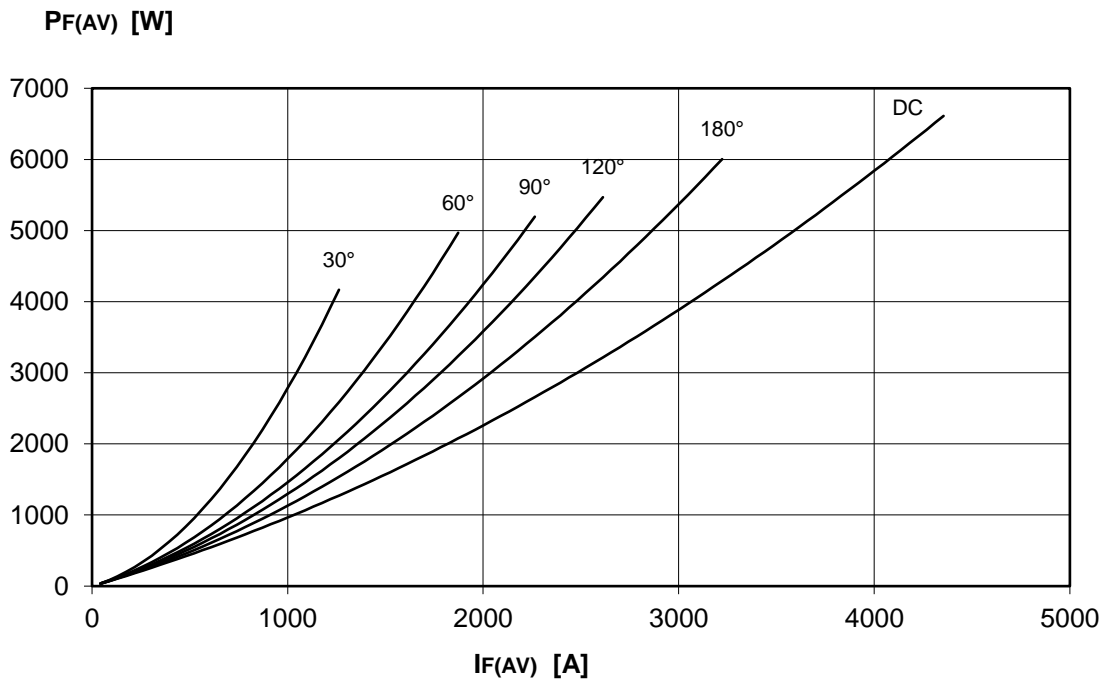
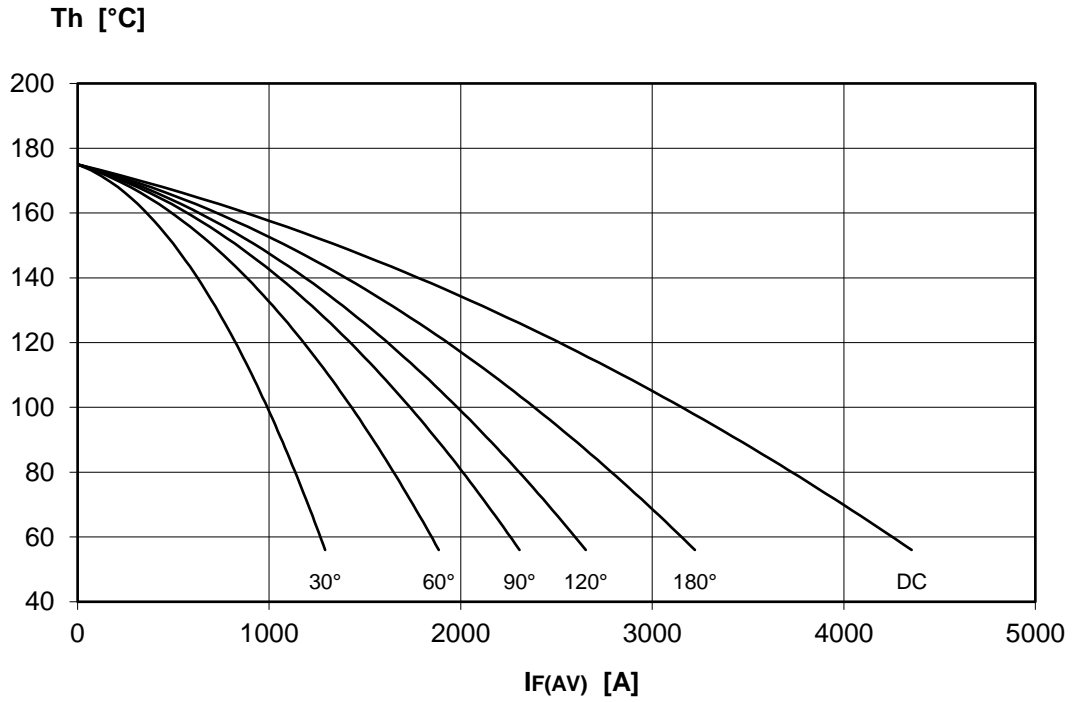
**FINAL SPECIFICATION**

Mar. 17 - Issue: 4

Symbol	Characteristic	Conditions	T <sub>j</sub> [°C]	Value	Unit
<b>BLOCKING</b>					
V <sub>RRM</sub>	Repetitive peak reverse voltage		175	2600	V
V <sub>RSM</sub>	Non-repetitive peak reverse voltage		175	2700	V
I <sub>RRM</sub>	Repetitive peak reverse current	V=VRRM	175	50	mA
<b>CONDUCTING</b>					
I <sub>F(AV)</sub>	Mean forward current	180° sin, 50 Hz, Th=55°C, double side cooled		3182	A
I <sub>F(AV)</sub>	Mean forward current	180° sin, 50 Hz, Tc=85°C, double side cooled		3421	A
I <sub>FSM</sub>	Surge forward current	Sine wave, 10 ms without reverse voltage	175	33,6	kA
I <sup>2</sup> t	I <sup>2</sup> t			5645 x 10 <sup>3</sup>	A <sup>2</sup> s
V <sub>FM</sub>	Forward voltage	Forward current = 3400 A	25	1,30	V
V <sub>F(TO)</sub>	Threshold voltage		175	0,80	V
r <sub>F</sub>	Forward slope resistance		175	0,165	mohm
<b>SWITCHING</b>					
t <sub>rr</sub>	Reverse recovery time		175		μs
Q <sub>rr</sub>	Reverse recovery charge				μC
I <sub>rr</sub>	Peak reverse recovery current				A
<b>MOUNTING</b>					
R <sub>th(j-h)</sub>	Thermal impedance, DC	Junction to heatsink, double side cooled		18,0	°C/kW
R <sub>th(c-h)</sub>	Thermal impedance	Case to heatsink, double side cooled		6,0	°C/kW
T <sub>j</sub>	Operating junction temperature			-30 / 175	°C
F	Mounting force			22,0 / 24,0	kN
	Mass			300	g
<b>ORDERING INFORMATION : AR2004LT S 26</b> standard specification <input type="checkbox"/> <input type="checkbox"/> VRRM/100					

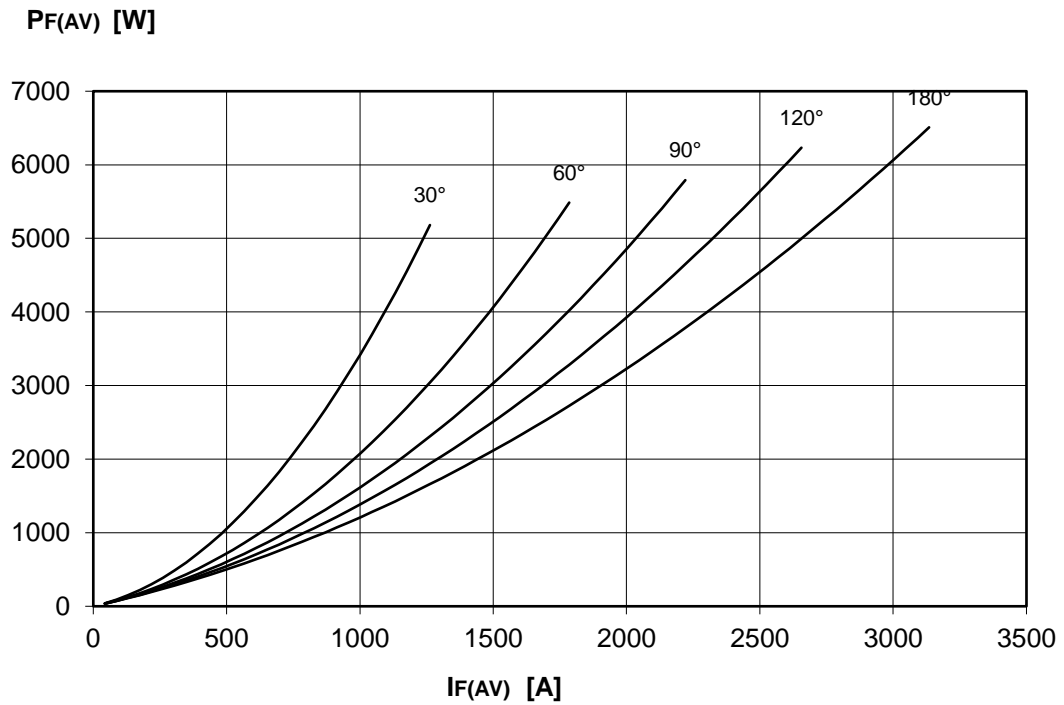
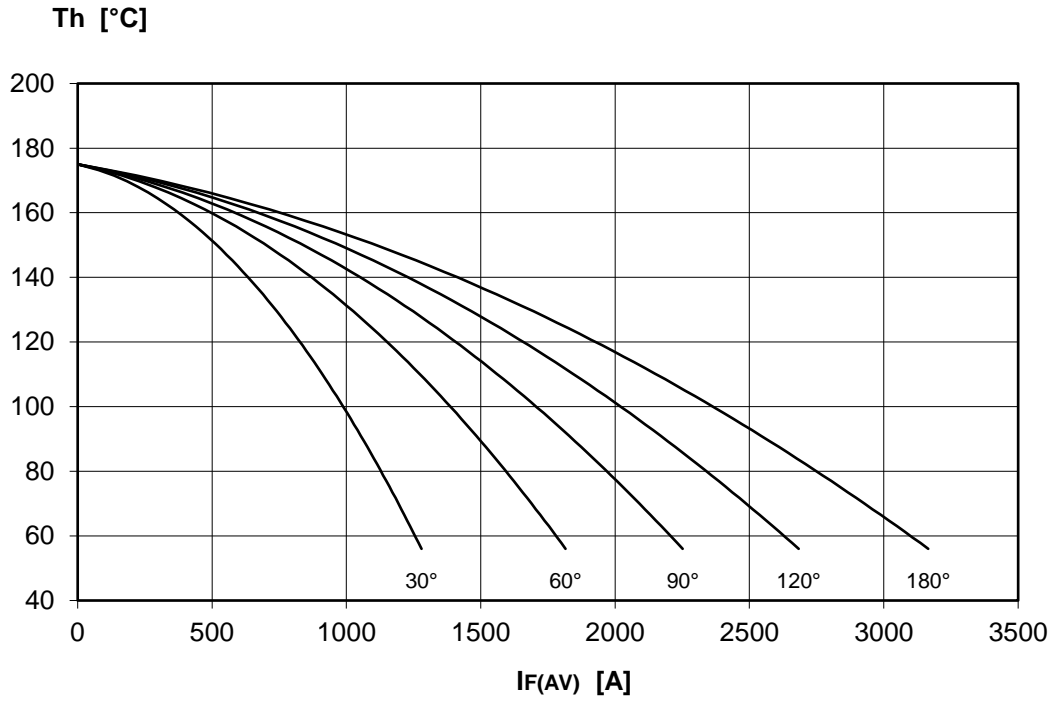
**DISSIPATION CHARACTERISTICS**

SQUARE WAVE



DISSIPATION CHARACTERISTICS

SINE WAVE

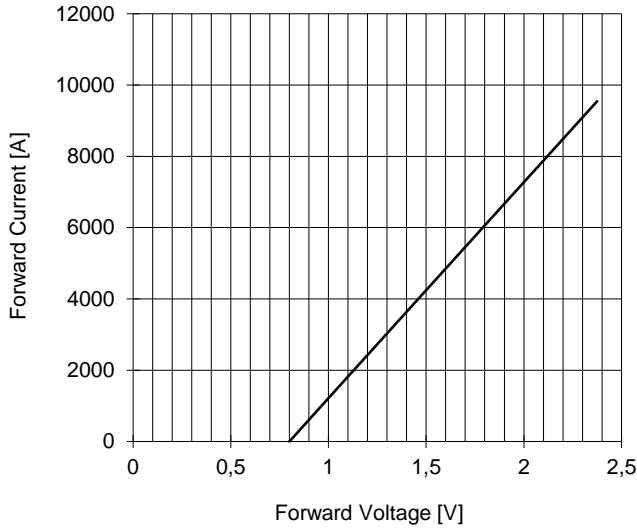


# AR2004LT RECTIFIER DIODE

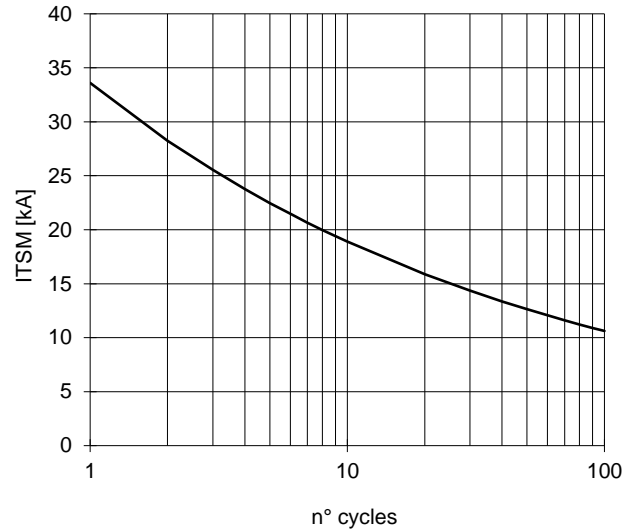


FINAL SPECIFICATION Mar. 17 - Issue: 4

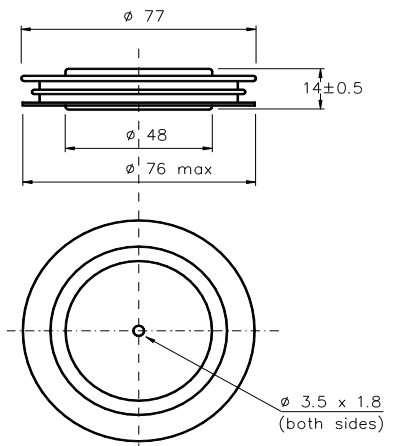
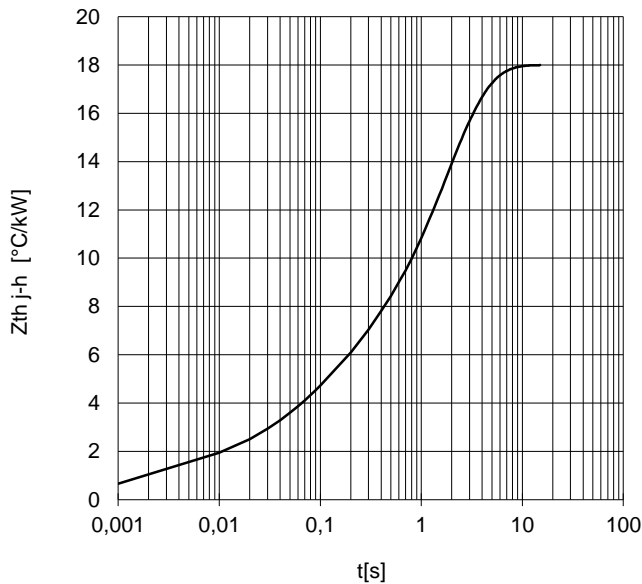
FORWARD CHARACTERISTIC  
T<sub>j</sub> = 175 °C



SURGE CHARACTERISTIC  
T<sub>j</sub> = 175 °C




TRANSIENT THERMAL IMPEDANCE  
DOUBLE SIDE COOLED



Dimensions  
in mm



Distributed by



All the characteristics given in this data sheet are guaranteed only with uniform clamping force, cleaned and lubricated heatsink, surfaces with flatness < .03 mm and roughness < 2  $\mu\text{m}$ .

In the interest of product improvement POSEICO SpA reserves the right to change any data given in this data sheet at any time without previous notice.

If not stated otherwise the maximum value of ratings (symbols over shaded background) and characteristics is reported.